

220001M

BASIC

DATE: 24.3.2014

1(2)

DET 6-9

Example seat 000216.
Esimerkki istuin 000216.

DET 3-5

① 903360	PCS	② 904463	PCS
	4		2
M6x16		36,5x95x95	
③ 905171	PCS	④ 904475	PCS
	2		2
1700x260x260			
⑤ 904476	PCS	⑥ 905137	PCS
	2		2
Ø35x37		20x69x69	
⑦ 909206	PCS		PCS
	2		2
M8x40			
⑧ 909628	PCS	⑨ 902613	PCS
	12		2
M10x100		39x25x6	
⑩ 702341	PCS	⑪ 907757	PCS
	1		4
90x50		Ø28x2	

1480

>350

S

350

1460

600

Betoni / Concrete

DET 1

1680

>350

(50)

S

1460

Betoni / Concrete

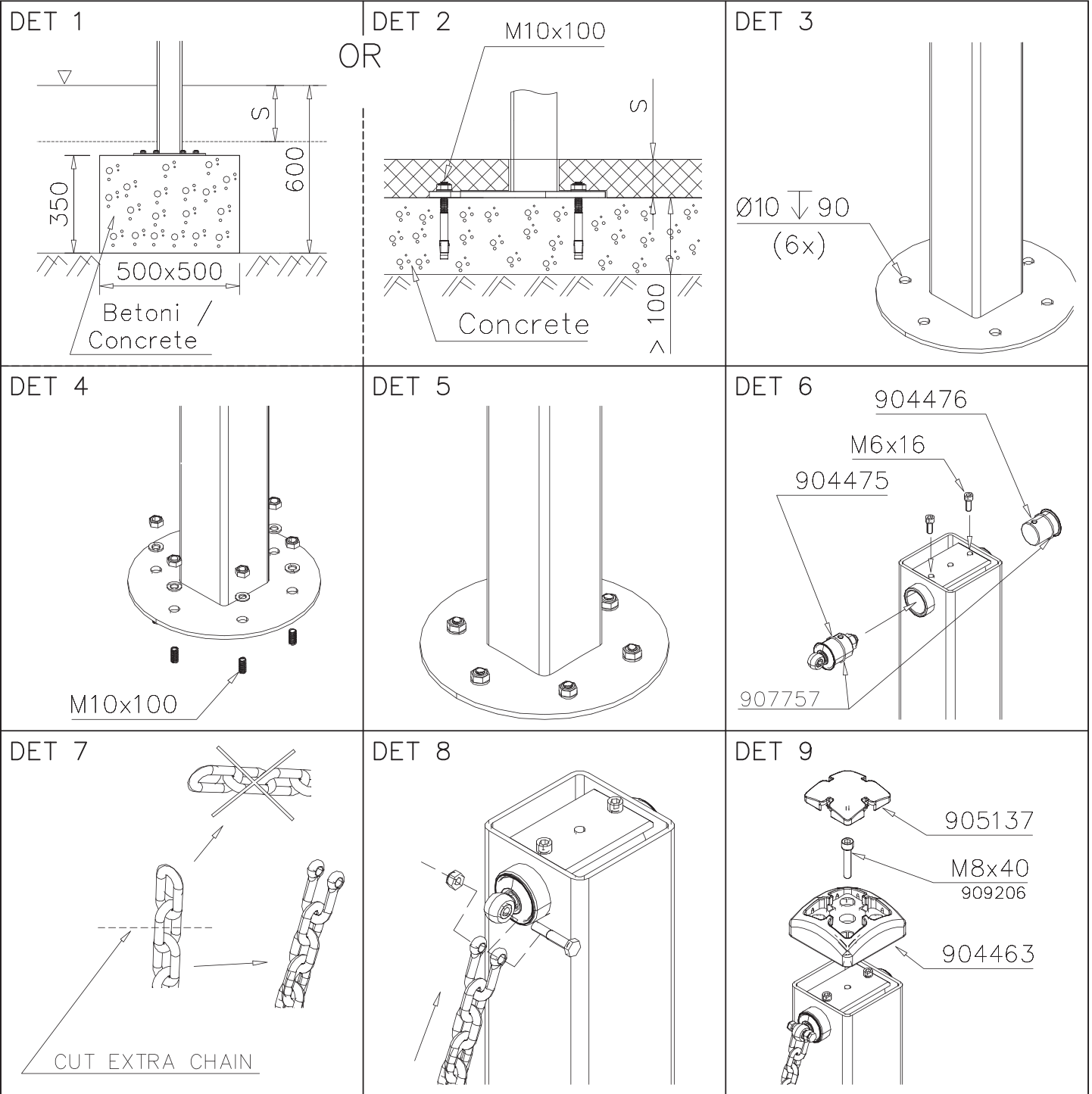
DET 2

220001M

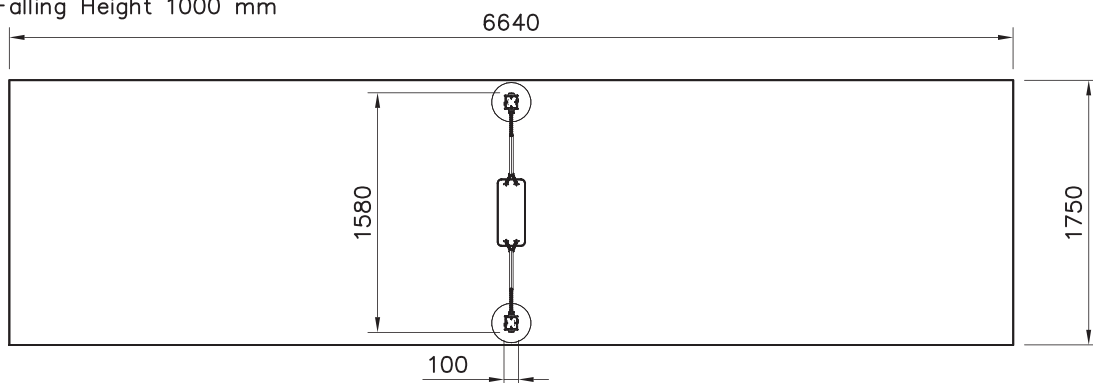
BASIC

DATE: 24.3.2014

2(2)



—— EN Impact Area 11.6 m2
 - - - - Falling Space 11.6 m2
 Max Falling Height 1000 mm



















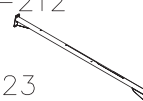










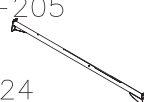

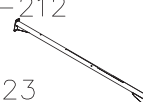


METAL SWINGS

COLOUR OPTIONS

DATE: 11.1.2017

1(2)






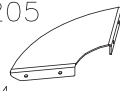
220001M, 220002M				
POST DEEP 260x260x1700	905171-205 RAL 7024 	905171-510 HDG 	905171-212 RAL 9023 	
POST SURFACE 260x260x1700	905171-205 RAL 7024 	905171-510 HDG 	905171-212 RAL 9023 	
220061M				
POST DEEP 121x121x2947	904435-205 RAL 7024 	904435-510 HDG 	904435-212 RAL 9023 	
POST SURFACE 145x150x2412	904432-205 RAL 7024 	904432-510 HDG 	904432-212 RAL 9023 	
PLATE 51x440x499	904422-205 RAL 7024 	904422-510 HDG 	904422-213 RAL 1018 	904422-212 RAL 9023 
BOOM 88x237x2942	904428-205 RAL 7024 	904428-510 HDG 	904428-212 RAL 9023 	
220062M				
POST DEEP 121x121x3367	904436-205 RAL 7024 	904436-510 HDG 	904436-212 RAL 9023 	
POST SURFACE 145x150x2832	904424-205 RAL 7024 	904424-510 HDG 	904424-212 RAL 9023 	
PLATE 51x440x499	904422-205 RAL 7024 	904422-510 HDG 	904422-213 RAL 1018 	904422-212 RAL 9023 
BOOM 88x237x2942	904428-205 RAL 7024 	904428-510 HDG 	904428-212 RAL 9023 	

METAL SWINGS

COLOUR OPTIONS

DATE: 11.1.2017

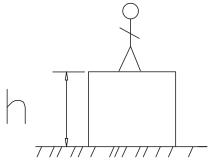




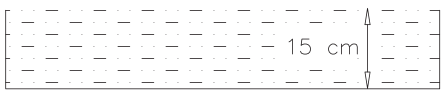
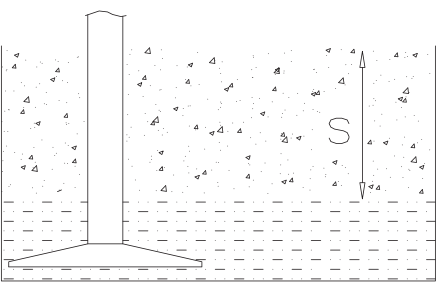
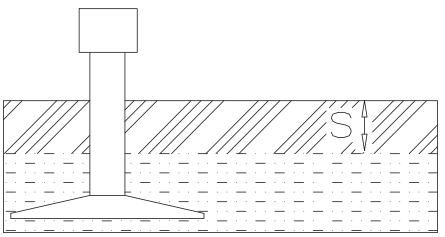
2(2)

220066M								
POST DEEP 121x121x3367	904436-205 RAL 7024		904436-510 HDG		904436-212 RAL 9023			
POST SURFACE 145x150x2832	904424-205 RAL 7024		904424-510 HDG		904424-212 RAL 9023			
PLATE 51x440x499	904422-205 RAL 7024		904422-510 HDG		904422-213 RAL 1018		904422-212 RAL 9023	
BOOM 88x237x2942	905636-205 RAL 7024		905636-510 HDG		905636-212 RAL 9023			
220005								
POST DEEP 350x350x2590	904700-205 RAL 7024							
POST SURFACE 175x175x2386	904484-205 RAL 7024							
PLATE 70x211x582	904548-205 RAL 7024							
BOOM 96x261x3100	904491-205 RAL 7024							

Impact Area EN 1176

REF:
DATE: 20.2.2018

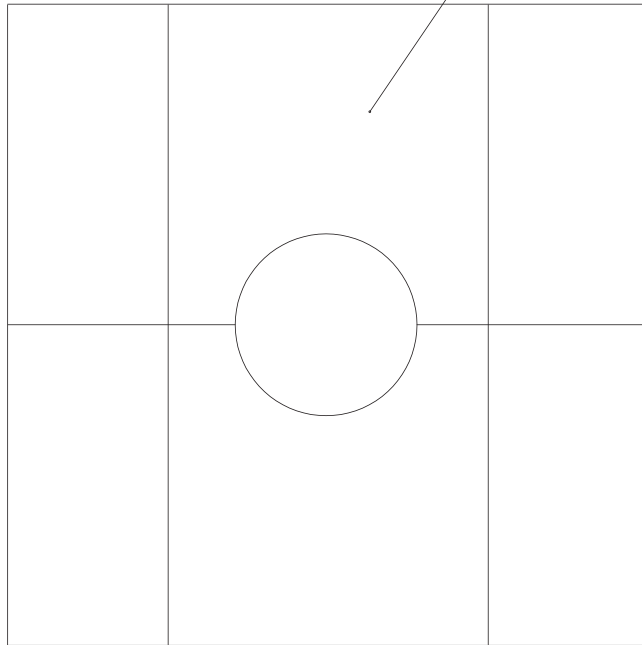
4x

		
<p>$h < 600$</p> <p>Without movement and therefore without Impact Area</p>	<p>Totally hard surfaces.</p> <p>Note. Lappset does <u>not recommend</u> totally hard surfaces at all.</p>	<p>E.g. concrete or asphalt</p> 
<p>$h < 600$</p> <p>With movement e.g. rocking</p>	<p>Materials with very limited impact attenuating properties.</p>	<p>E.g. wood</p> 
<p>$h < 1000$</p>	<p>Materials with significant impact attenuating properties.</p>	<p>fine gravel 0–8 mm</p>  <p>grass</p>  <p>unsorted sand</p> 
<p>$h < 3000$</p>	<p>Loose fill material</p> <p>E.g. sand/gravel 0,25...8 mm D60/D10<3,0 Woodchips 5...30 mm bark 20...80 mm</p>	 <p>\underline{S} \underline{h}</p> <p>30 cm < 2,0 m</p> <p>40 cm < 3,0 m</p>
	<p>Syntethic granulates</p> <p>\underline{S} \underline{h}</p> <p>40 mm ~> 1,2...1,3 m</p> <p>50 mm ~> 1,5...1,7 m</p> <p>60 mm ~> 1,8...2,0 m</p> <p>70 mm ~> 2,1...2,5 m</p> <p>Note. For accurate values, see manufacturer's instructions.</p>	

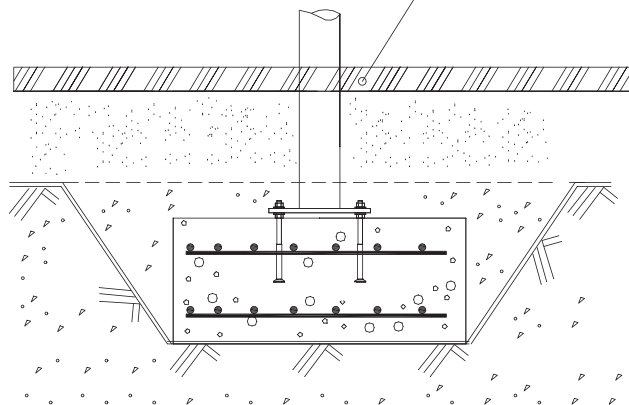
EN 1176 FOUNDATION

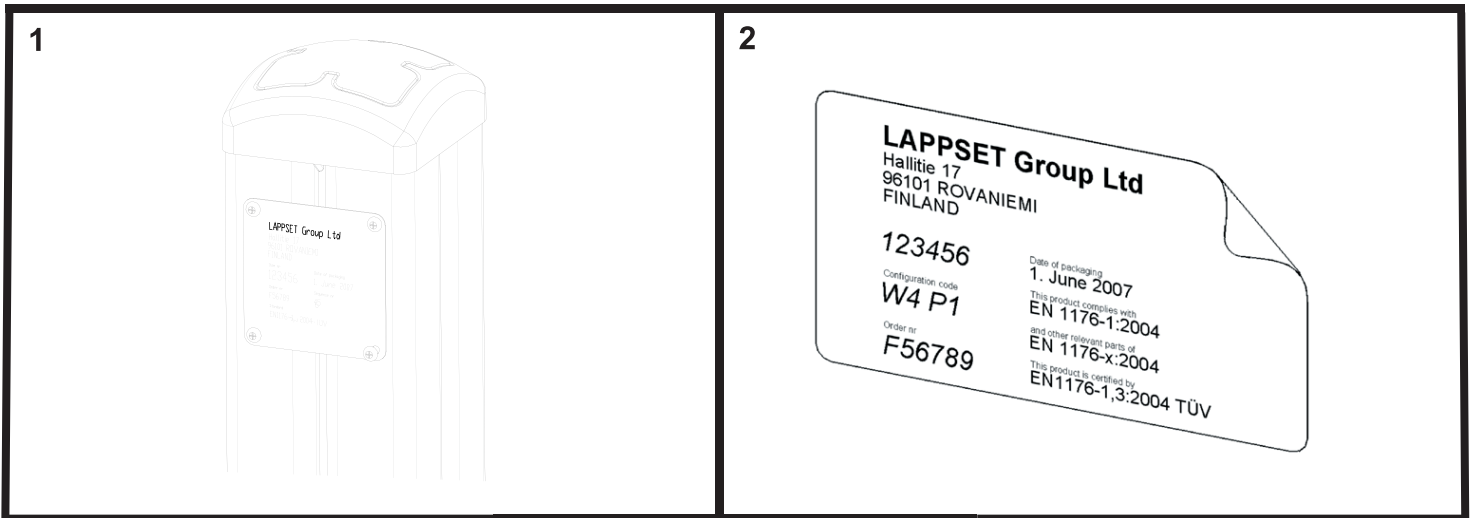
REF:
DATE: 20.2.2018

REMOVE SAFETY SURFACE/SAND/GRAVEL
TO CHECK FOUNDATION



REMOVE SAFETY SURFACE/SAND/GRAVEL
TO CHECK FOUNDATION





Tuotekyltti tulee tuotteen mukana yhdellä seuraavista tavoista:

1) Metallinen tuotekyltti ja kiinnitysruuvit

- Kiinnitä tuotekyltti ruuveilla tolppaan noin 2 metrin korkeuteen kuvan 2 mukaisesti.

2) Tuotekylttitarra

- Puhdista maalattu metalli- tai vaneripinta pölystä ja kosteudesta. Liimaa tarra kuvan 3 mukaisesti.
- Huom. Älä kiinnitä tarraa karheapintaiseen laminaattiin tai maalattuun puuhun.

Vår produktmärkning levereras på ett av följande sätt:

1) Produktskylt i metall

- Fäst skylten med de medföljande skruvarna

2) Självhäftande produktetikett

- Rengör den pulverlackerade metallytan eller laminatytans åttanblir frifrån smuts och fukt. Fäst etiketten enligt fig. 3.
- Obs! Fäst ej etiketten på detaljer med skrovlig yta eller på målat trä.

Product label is delivered by one of following ways:

1) Metal product label and screws

- Fasten the label with screws.

2) Label sticker

- Clean the painted metal or plywood surface from dirt and moisture. Fasten the sticker as shown in the figure 3.
- Note. Do not attach the sticker to rough surfaced laminate or painted wood.

La plaque d'informations produit est livrée sous l'une de ces 3 formes :

1) Plaque métallique et vis

- Fixez la plaque à l'aide des vis.

2) Etiquette autocollante

- Avant de coller l'étiquette, nettoyez le composant métallique peint ou la plaque de contreplaqué, de toute saleté. La surface doit être sèche (voir image 3).
- Attention, ne pas coller l'étiquette sur une surface lamellé-collée irrégulière ou sur du bois peint.

Die Auslieferung des Produktaufklebers erfolgt auf eine dieser Arten:

1) Produkt-Schild aus Metall incl. Schrauben

- Die Befestigung des Schildes erfolgt mittels der Schrauben.

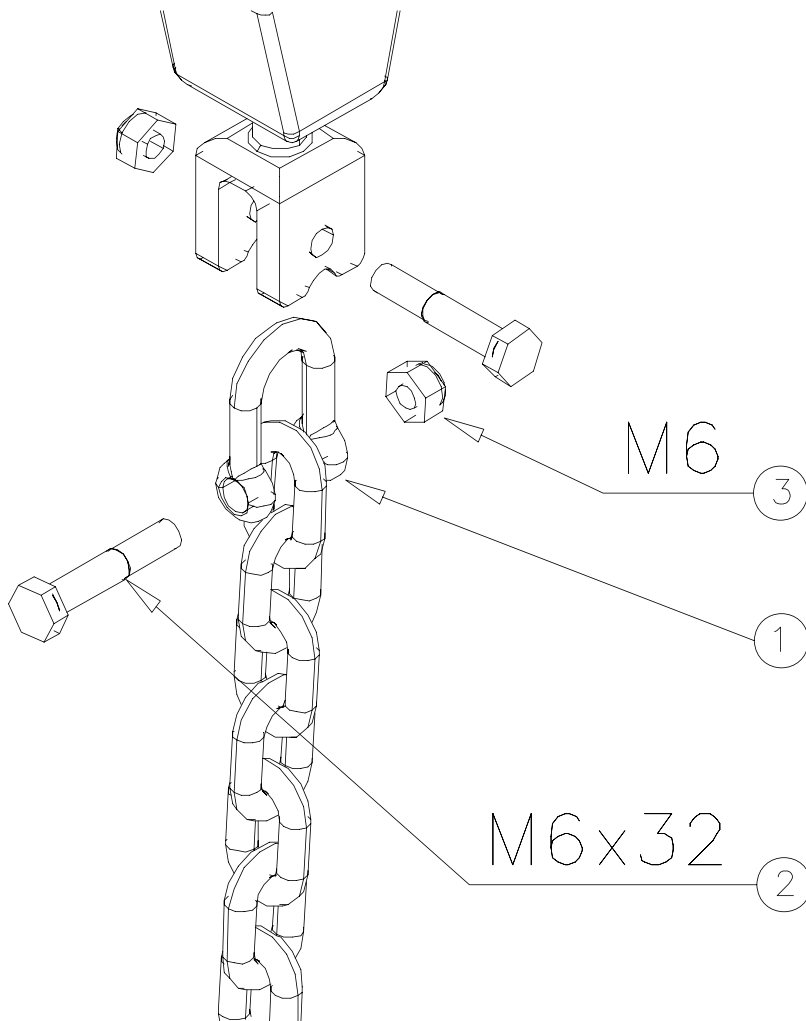
2) Aufkleber

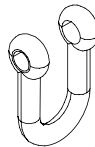
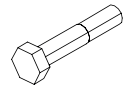

- Entfernen Sie zunächst Schmutz und Feuchtigkeit vom lackierten Metall bzw. von der Holzoberfläche und bringen Sie den Aufkleber wie im Bild oben rechts beschrieben auf den gesäuberten Untergrund auf.
- Beachten Sie: Bringen Sie den Aufkleber nicht auf raues laminiertes oder lackiertes Holz an.

OPTION

DATE: 7.12.2009

1(1)



(1)	PCS	(2)	PCS
	1		1
M6x38x24		M6x32	
(3)	PCS		PCS
	1		
M6			
	PCS		PCS
	PCS		PCS
	PCS		PCS
	PCS		PCS
	PCS		PCS

Note:

Use shackle only when chain cannot be attached directly to M8 bolt.

Shackle is never used together with original Lappset chain (2010 model or newer).

Käyttö:

Käytä sakkelia vain silloin kun ketjua ei voida kiinnittää suoraan M8 pultilla.

Sakkelia ei koskaan käytetä alkuperäisten Lappset ketjujen kanssa. (2010 mallit ja uudemmat).