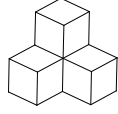
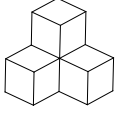
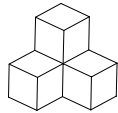
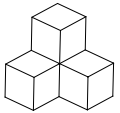
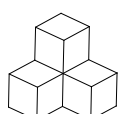
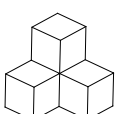
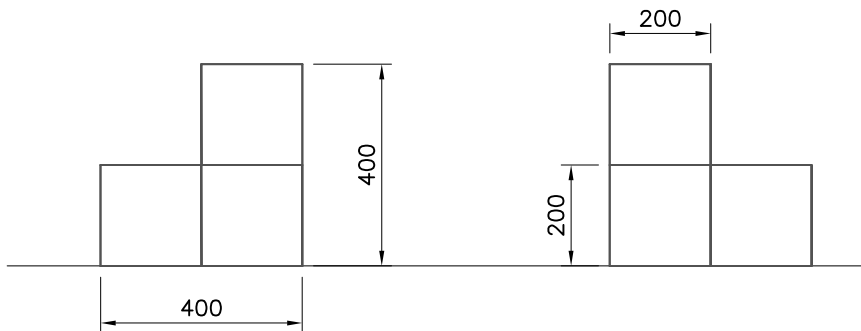


○ 977110	PCS	○ 977120	PCS
			
RED		BLACK	
○ 977130	PCS	○ 977140	PCS
			
GREY		GREEN	
○ 977150	PCS	○ 977160	PCS
			
EPDM1		EPDM2	



All products are with **surface mounting as default.**

- The sub-base must be even.
- The product can be glued onto the type of ground where adherence is possible, without any special parts.

For deep mounting: Ground anchor (977001), steel bar Ø10,5mm x 400mm

How to put in the T-Block ground anchor

1. Print the PDF file with the template – Be sure that it's in the right size, therefore are 2 dimension to check on it
2. Cut out the template and place it on the T-Block like shown in the picture
3. Drill 2 holes with diameter 11mm – Be sure that the drilling hole is not deeper than 150mm
4. Insert some glue in the two holes and stick in the metall ground anchor (total anchorlength ca. 35-40cm)

