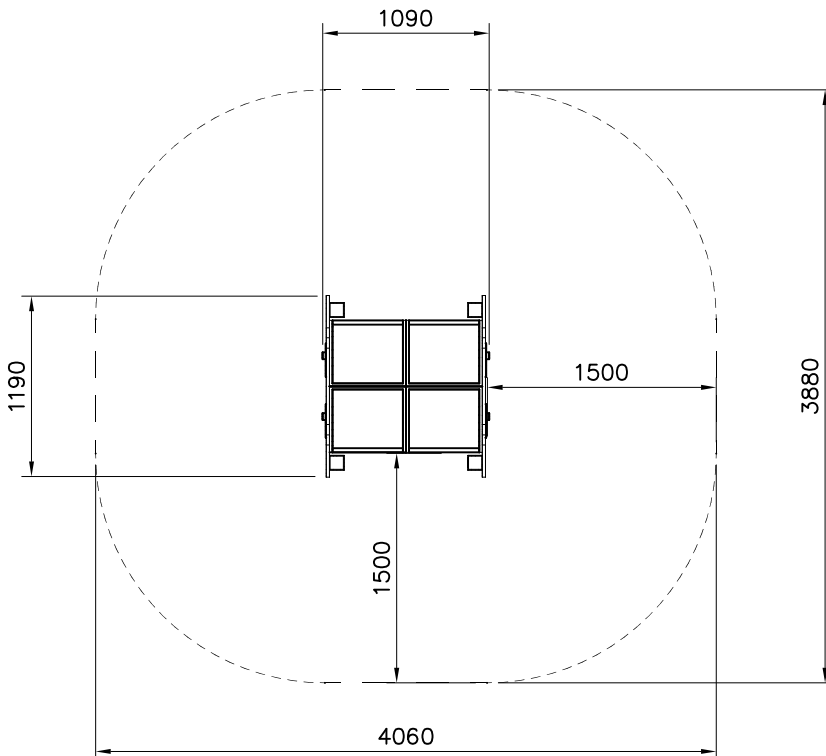
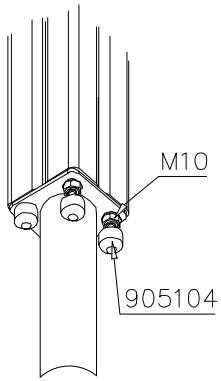


① 702286	PCS	② 706531	PCS
	1		4
90x50			
③ 707331	PCS	④ 707605	PCS
	4		2
93x93x470		21x1190x1190	
⑤ 707663	PCS	⑥ 902487	PCS
	1		1
		65x65	
⑦ 905138	PCS	⑧ 905196	PCS
	4		4
GRAY		GRAY	
⑨ 905821	PCS	⑩ 905829	PCS
	4		4
GRAY		STRAIGHT CLE	
⑪ 909506	PCS	⑫ 909511	PCS
	4		4
Ø3.5x13		90x90x650	
⑬ 909519	PCS	⑭ 980131	PCS
	4		16
50x380x380		Ø6x60	
	PCS		PCS

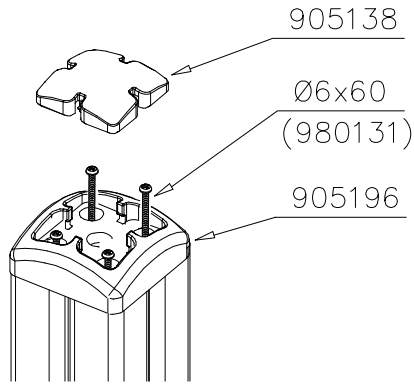
—— EN/AS Impact Area 13.8 m²
 - - - - Falling Space 13.8 m²
 Max Falling Height 980 mm



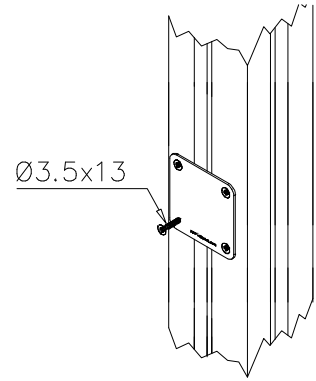
DET 1



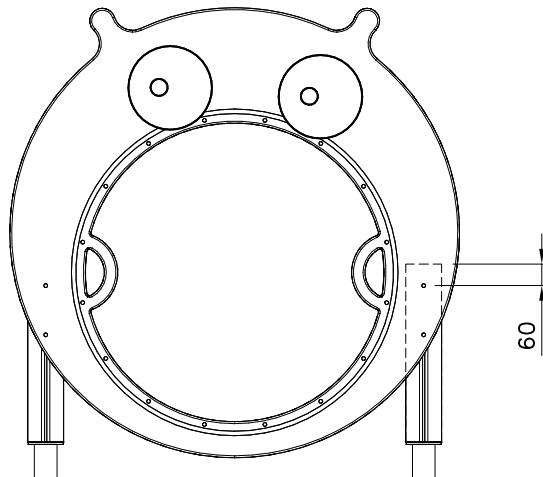
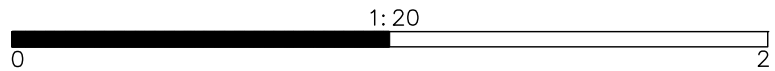
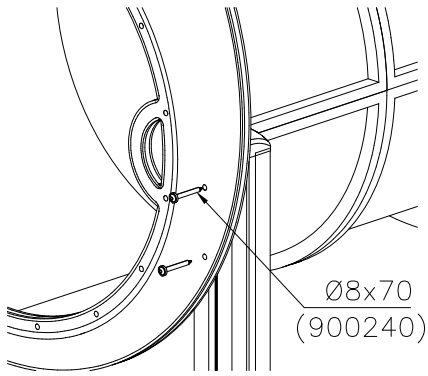
DET 2



DET 3

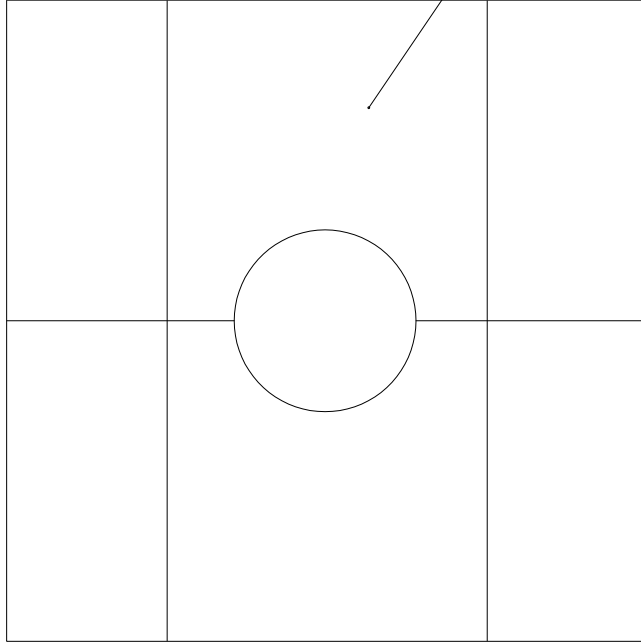


DET 4



		
<p>$h < 600$</p> <p>Without movement and therefore without Impact Area</p>	<p>Totally hard surfaces.</p> <p>Note. Lappset does <u>not recommend</u> totally hard surfaces at all.</p>	<p>E.g. concrete or asphalt</p> 
<p>$h < 600$</p> <p>With movement e.g. rocking</p>	<p>Materials with very limited impact attenuating properties.</p>	<p>E.g. wood</p> 
<p>$h < 1000$</p>	<p>Materials with significant impact attenuating properties.</p>	<p>fine gravel 0–8 mm</p>  <p>grass</p>  <p>unsorted sand</p> 
<p>$h < 3000$</p>	<p>Loose fill material</p> <p>E.g. sand/gravel 0,25...8 mm D60/D10<3,0 Woodchips 5...30 mm bark 20...80 mm</p>	 <p>\underline{S} \underline{h}</p> <p>30 cm < 2,0 m</p> <p>40 cm < 3,0 m</p>
	<p>Syntethic granulates</p> <p>\underline{S} \underline{h}</p> <p>40 mm ~> 1,2...1,3 m</p> <p>50 mm ~> 1,5...1,7 m</p> <p>60 mm ~> 1,8...2,0 m</p> <p>70 mm ~> 2,1...2,5 m</p> <p>Note. For accurate values, see manufacturer's instructions.</p>	

REMOVE SAFETY SURFACE/SAND/GRAVEL
TO CHECK FOUNDATION



REMOVE SAFETY SURFACE/SAND/GRAVEL
TO CHECK FOUNDATION



**Tuotekyltti tulee tuotteen mukana yhdellä seuraavista tavoista:****1) Metallinen tuotekyltti ja kiinnitysruuvit**

- Kiinnitä tuotekyltti ruuveilla tolppaan noin 2 metrin korkeuteen kuvan 1 mukaisesti.

2) Tuotekylttitarra

- Puhdista maalattu metalli- tai vaneripinta pölystä ja kosteudesta. Liimaa tarra kuvan 2 mukaisesti.
- Huom. Älä kiinnitä tarraa karheapintaiseen laminaattiin tai maalattuun puuhun.

Vår produktmärkning levereras på ett av följande sätt:**1) Produktskylt i metall**

- Fäst skylten med de medföljande skruvarna

2) Självhäftande produktetikett

- Rengör den pulverlackerade metallytan eller laminatyten så att den blir fri från smuts och fukt. Fäst etiketten enligt fig. 2.
- Obs! Fäst ej etiketten på detaljer med skrovlig yta eller på målat trä.

Product label is delivered by one of following ways:**1) Metal product label and screws**

- Fasten the label with screws.

2) Label sticker

- Clean the painted metal or plywood surface from dirt and moisture. Fasten the sticker as shown in the figure 2.
- Note. Do not attach the sticker to rough surfaced laminate or painted wood.

La plaque d'informations produit est livrée sous l'une de ces 3 formes :**1) Plaque métallique et vis**

- Fixez la plaque à l'aide des vis.

2) Etiquette autocollante

- Avant de coller l'étiquette, nettoyez le composant métallique peint ou la plaque de contreplaqué, de toute saleté. La surface doit être sèche (voir image 2).
- Attention, ne pas coller l'étiquette sur une surface lamellé-collée irrégulière ou sur du bois peint.

Die Auslieferung des Produktaufklebers erfolgt auf eine dieser Arten:**1) Produkt-Schild aus Metall incl. Schrauben**

- Die Befestigung des Schildes erfolgt mittels der Schrauben.

2) Aufkleber

- Entfernen Sie zunächst Schmutz und Feuchtigkeit vom lackierten Metall bzw. von der Holzoberfläche und bringen Sie den Aufkleber wie im Bild oben rechts beschrieben auf den gesäuberten Untergrund auf.
- Beachten Sie: Bringen Sie den Aufkleber nicht auf raues laminiertes oder lackiertes Holz an.



LAPPSET®
BETON FOUNDATION

FOOT

DATE: 27.10.2015

1(1)

② 905104	PCS		PCS
	4		
 M10	PCS		PCS



905104


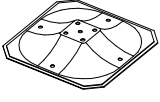
LAPPSET® DEEP FOUNDATION



FOOT

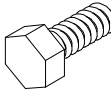
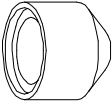
DATE: 15.5.2018

1(1)

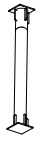


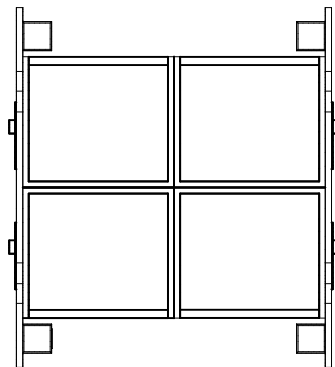
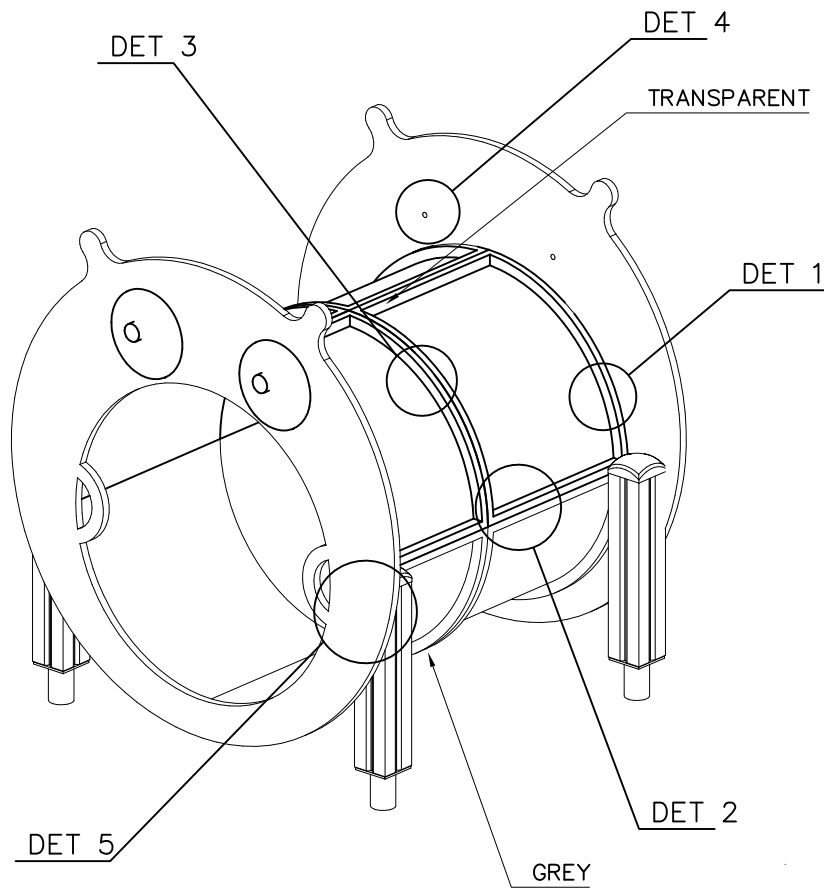
①	909511	PCS	②	909519	PCS
		1			1
	90x90x650			50x380x380	












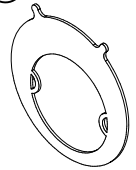
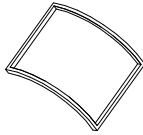
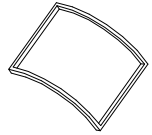
③	909637	PCS	④	909638	PCS
		4			8
	M10			Ø20/10.5	

⑤	909639	PCS	⑥	905104	PCS
		4			4
	M10x25			M10	

OPTION FOOT

①	911155	PCS			PCS
		1			
	90x90x650				



①	905831	PCS	②	909866	PCS
		112			32
					
	Ø32x19			M8x60	
③	909205	PCS	④	909208	PCS
		40			32
					
	M8x60			M8	
⑤	980150	PCS	⑥	905112	PCS
		40			112
					
	M8			Ø22	
⑦	900240	PCS	⑧	905090	PCS
		8			4
					
	Ø8x70			Ø45	
⑨	902234	PCS	⑩	900367	PCS
		4			4
					
	M12			M12x40	
⑪	905115	PCS			PCS
		4			
					
	Ø30				
		PCS	○	707605	PCS
					2
					
				21x1190x1190	
○	905821	PCS	○	905829	PCS
		4			4
					
	GRAY			STRAIGHT CLE	

<p>DET 1</p> <p>M8 (909208) 905112 M8x60 (909866) 905831</p>	<p>DET 2</p> <p>905112 8x60 (909205) 905831 M8</p>	<p>DET 3</p> <p>905112 8x60 (909205) 905831 M8</p>
<p>DET 4</p> <p>M12x40 (900367) 905115 M12 (902234) 905090</p>		